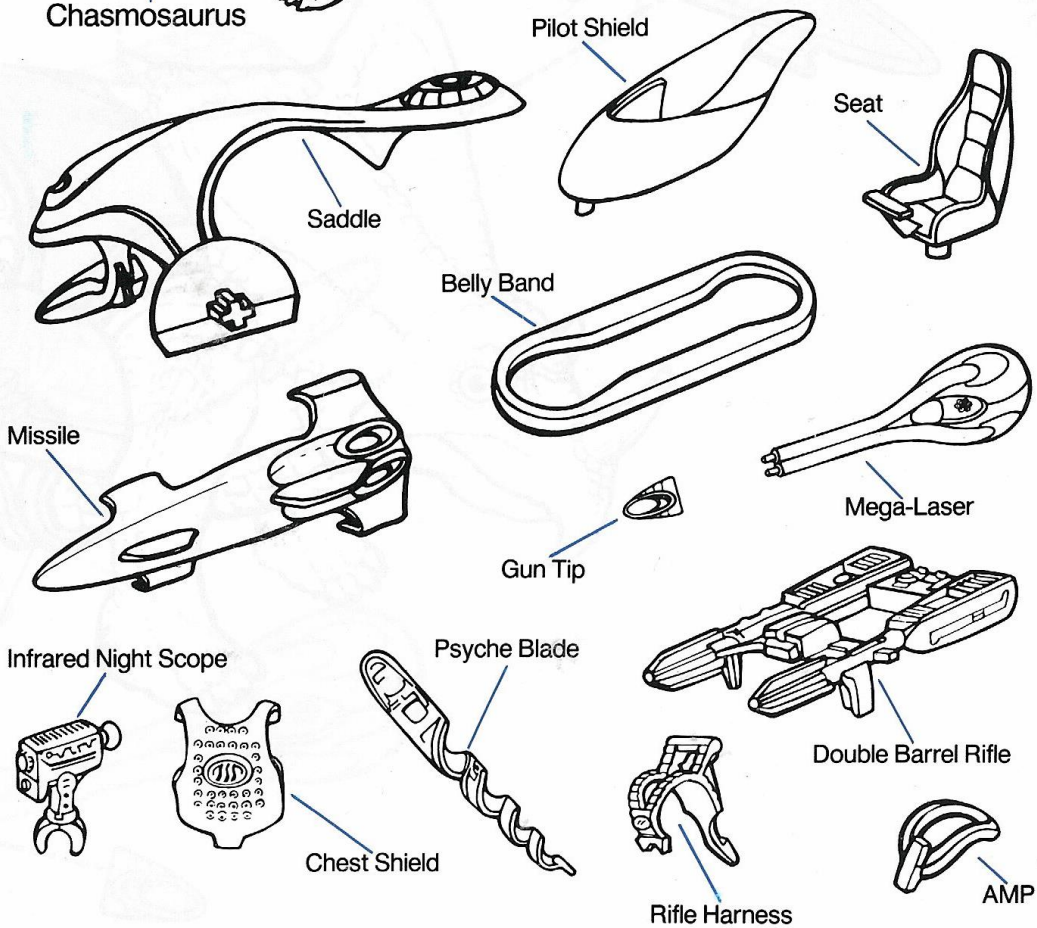
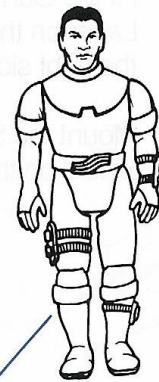



CHASMOSAURUS with Llava



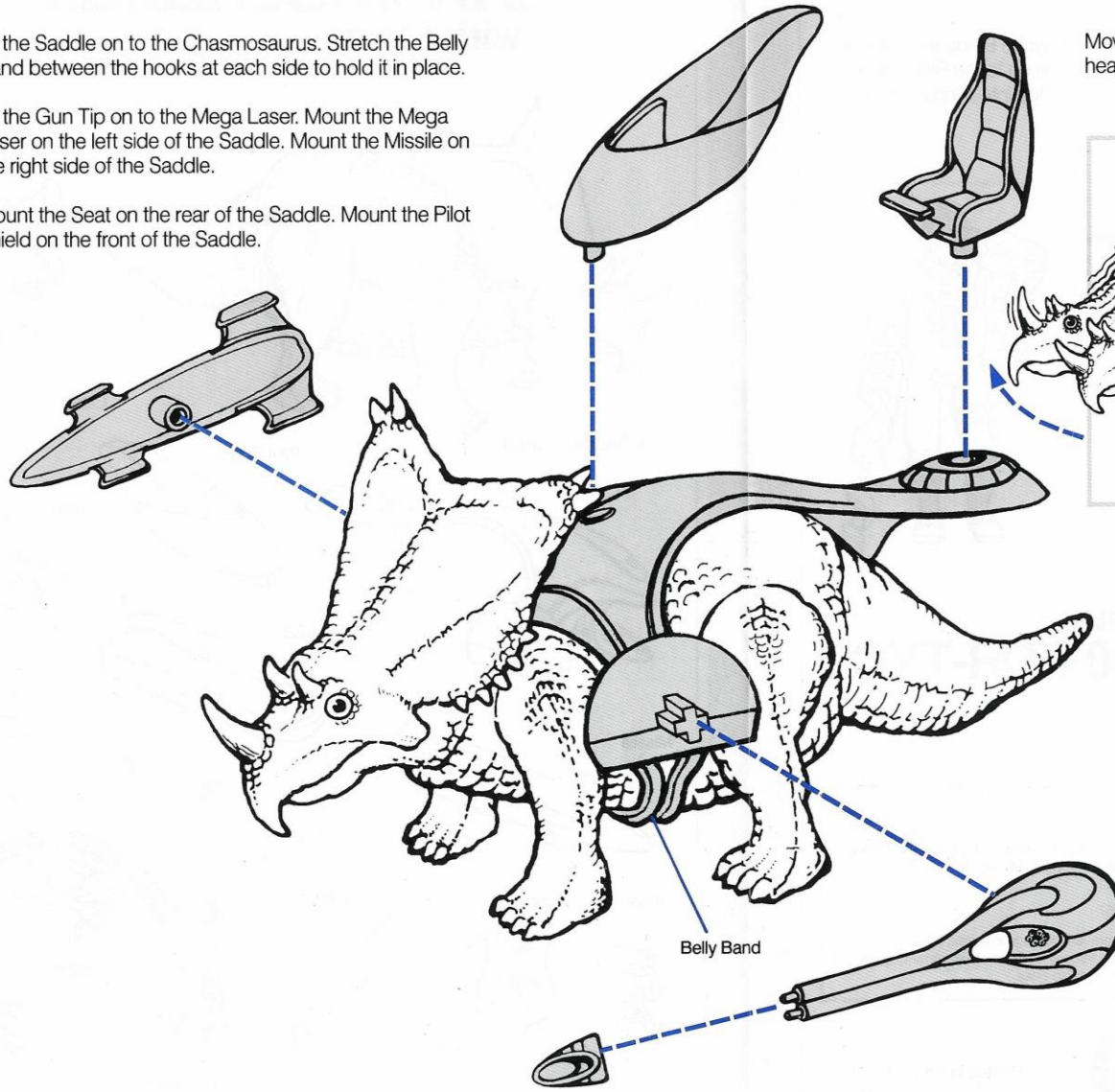
Accessories may be attached to parts tree.

1

Fit the Saddle on to the Chasmosaurus. Stretch the Belly Band between the hooks at each side to hold it in place.

Fit the Gun Tip on to the Mega Laser. Mount the Mega Laser on the left side of the Saddle. Mount the Missile on the right side of the Saddle.


Mount the Seat on the rear of the Saddle. Mount the Pilot Shield on the front of the Saddle.



Belly Band


2

Move the tail from side to side and the head will swing back and forth.



3

The AMP is worn around Llava's neck. The Chest Shield, Psyche Blade and Infrared Night Scope clip on as shown. Mount the Double Barrel Rifle on to the Rifle Harness. This gun can be carried by Llava on his back. It quickly swings into firing position when needed.



If you have any comments or questions about your Tyco Dino-Rider playsets please call us.

TOLL FREE
1-800-FOR-TYCO

TYCO Dino-Riders 90-Day Limited Warranty

All Tyco products are thoroughly inspected and tested before shipment and guaranteed to be free from factory defects in materials or workmanship. If you find a defective part in your set — within 90 days of the date of purchase mail the product along with the proof of the date of purchase to:

TYCO CUSTOMER SERVICE, 540 Glen Avenue, Moorestown, NJ 08057

We will repair or provide a replacement part or unit without charge. To prevent damage in transit, please pack securely. This warranty does not cover damage resulting from accident, misuse or abuse. This warranty gives you specific legal rights and you may also have other rights which vary from state to state.

©Tyco Industries, Inc.,
Moorestown, New Jersey 08057

TYCO[®]

Printed in Hong Kong 1989

97-8-220