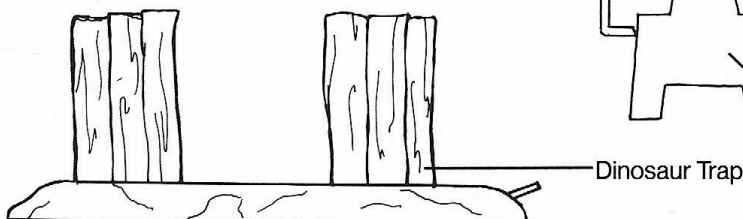
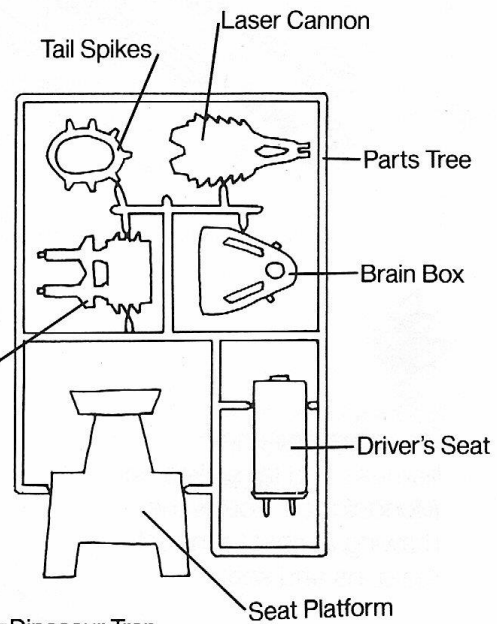
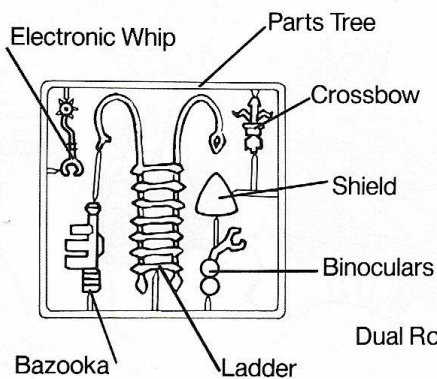

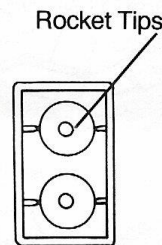
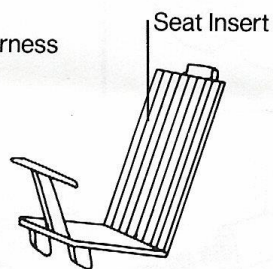
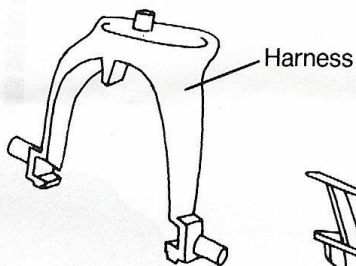
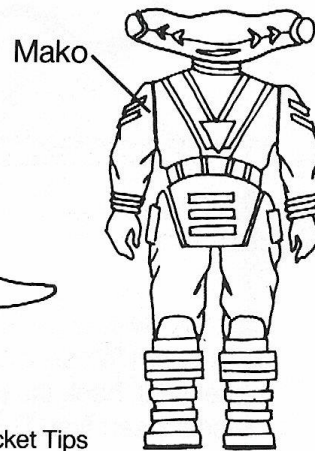
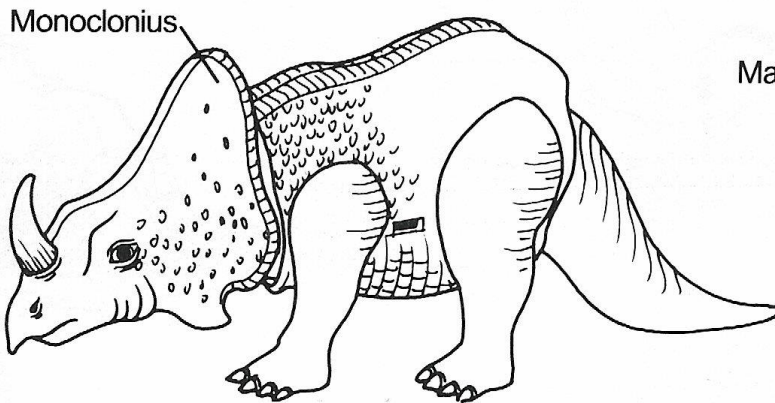
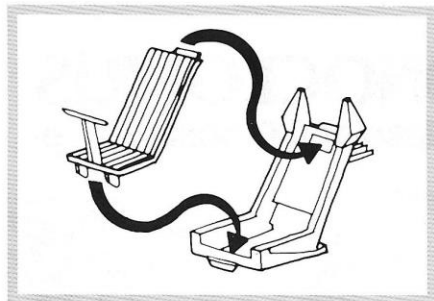


MONOCLONIUS with Mako and Dinosaur Trap

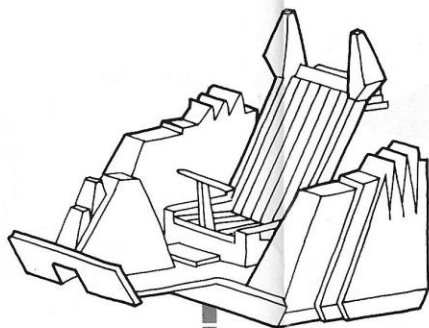


Accessories may or may not be attached to parts tree.



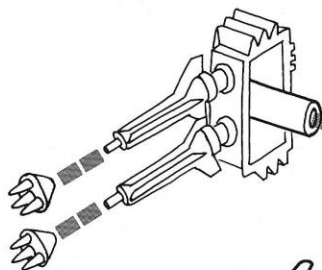
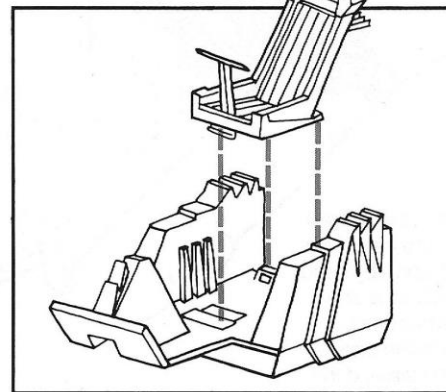
1

Carefully twist all parts off the parts trees. To assemble the rocket seat, hook the top of the seat insert first. Then snap the bottom in place.




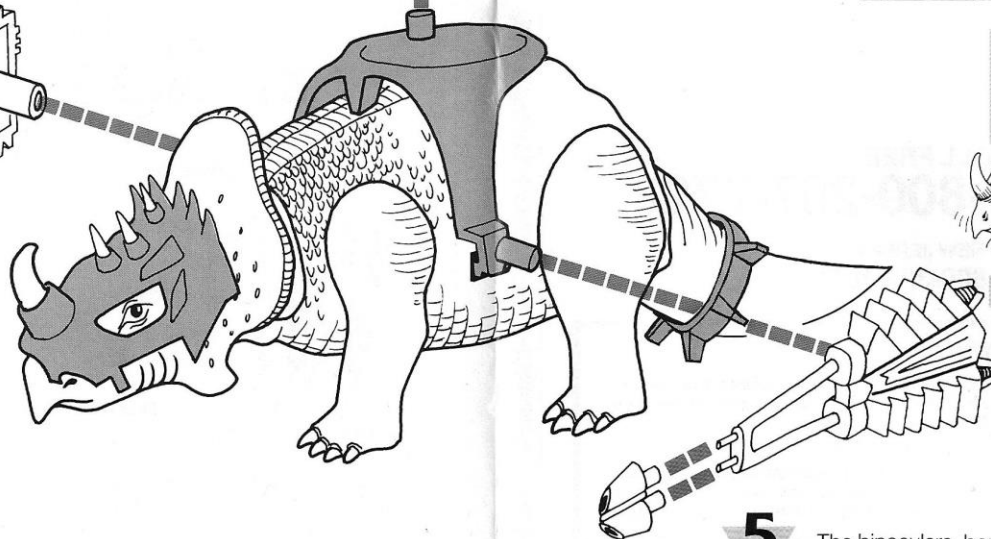
2

Hook the assembled seat onto the platform.



3

Place the brain box, harness and tail spikes on *Monoclonius*. Follow the drawing at right to mount the guns and seat.



4

Move *Monoclonius*' tail and his head will move.

5

The binoculars, bazooka, shield, electronic whip and small crossbow clip on *Mako's* arm.



6

To catch *Monoclonius*, in your dino trap, push the logs apart by hand until you hear a click. When *Monoclonius* walks into the trap, press the tab and the logs will snap shut, trapping him. Now you can put on the brain box to control *Monoclonius*.

If you have any comments or questions about your Tyco Dino-Rider playsets, please call us.

TOLL FREE
1-800-257-7728

IN NEW JERSEY
1-800-322-8011

Tyco Dino-Riders 90-Day Limited Warranty

All Tyco products are thoroughly inspected and tested before shipment and guaranteed to be free from factory defects in materials or workmanship. If you find a defective part in your set — within 90 days of the date of purchase mail the product along with proof of the date of purchase to:

TYCO SUPER-FAST SERVICE, 540 Glen Avenue, Moorestown, NJ 08057

We will repair or provide a replacement part or unit without charge. To prevent damage in transit, please pack securely. This warranty does not cover damage resulting from accident, misuse or abuse. This warranty gives you specific legal rights and you may also have other rights which vary from state to state.

Tyco Industries, Inc.
Moorestown, NJ 08057

TYCO®

PRINTED IN HONG KONG
97-8-076