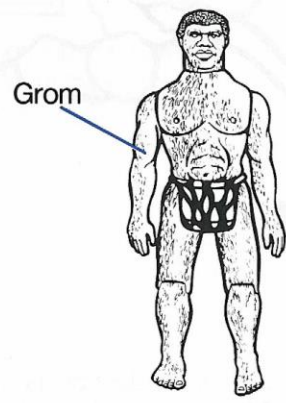
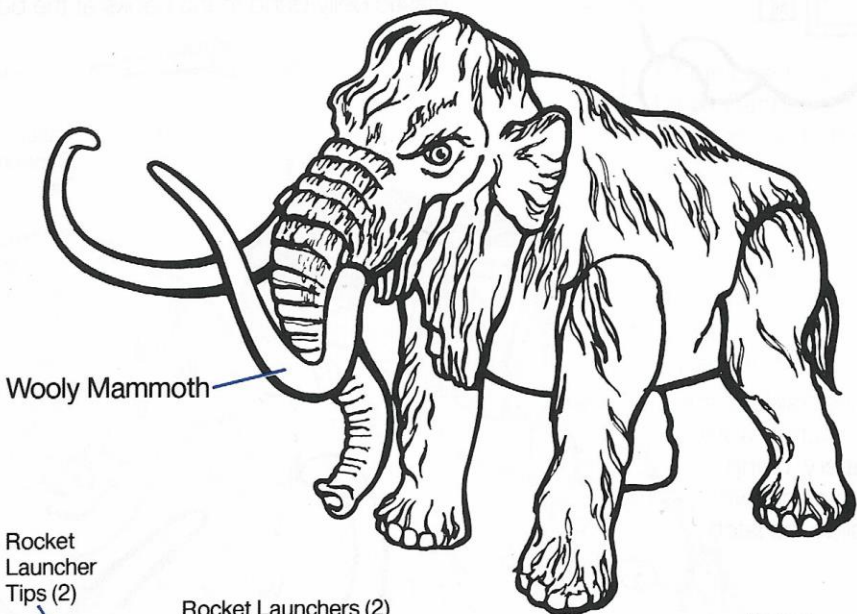


WOOLY MAMMOTH

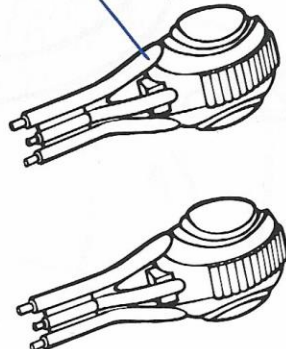
with Grom



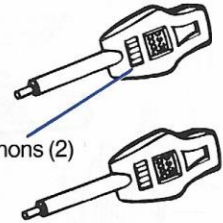
Rocket Launcher Tips (2)



Rocket Launchers (2)



Laser Cannons (2)



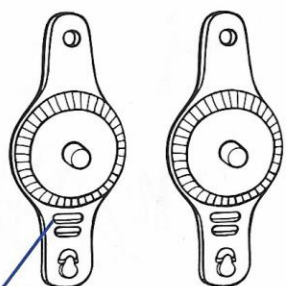
Laser Cannon Tips (2)



Seat



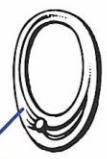
Stirrups (2)



AMP



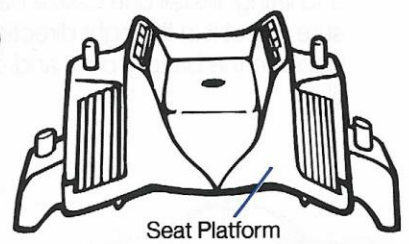
Water Skin



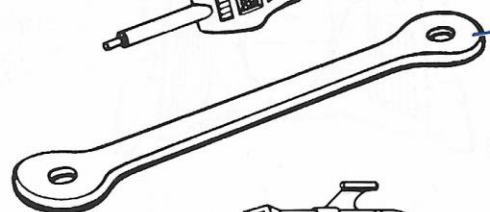
Bandolier



Handgun



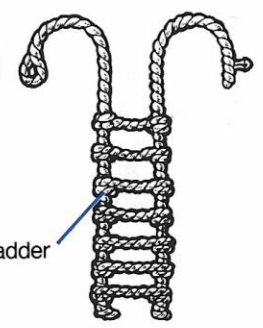
Belly Band

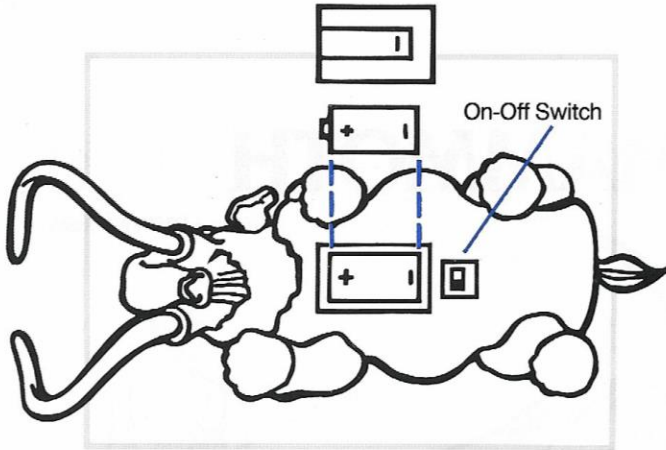


Rifle



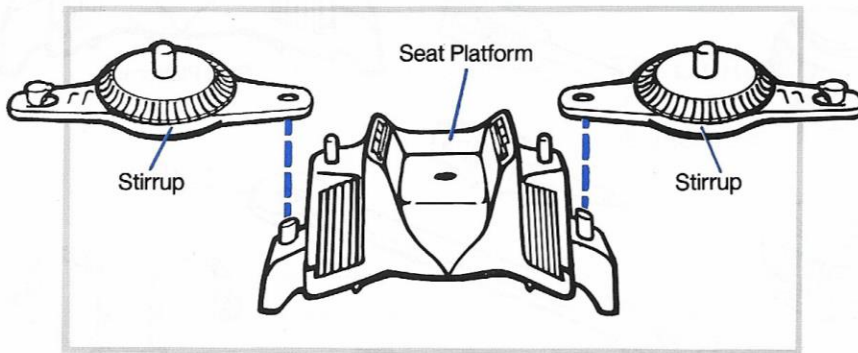
Ladder





1

Open the battery door on the underside of the Woolly Mammoth by sliding the latch forward and lifting. Install one C-size battery, being sure to put it in the right direction as shown. Replace the battery door and slide the latch shut.




2

Hang the Stirrups on the large pegs on each side of the Seat Platform.

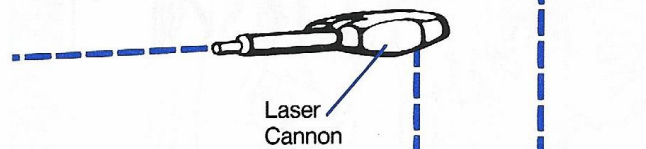
3

Place the Seat Platform on the back of the Woolly elastic Belly Band to the hooks at the bottom of the



4

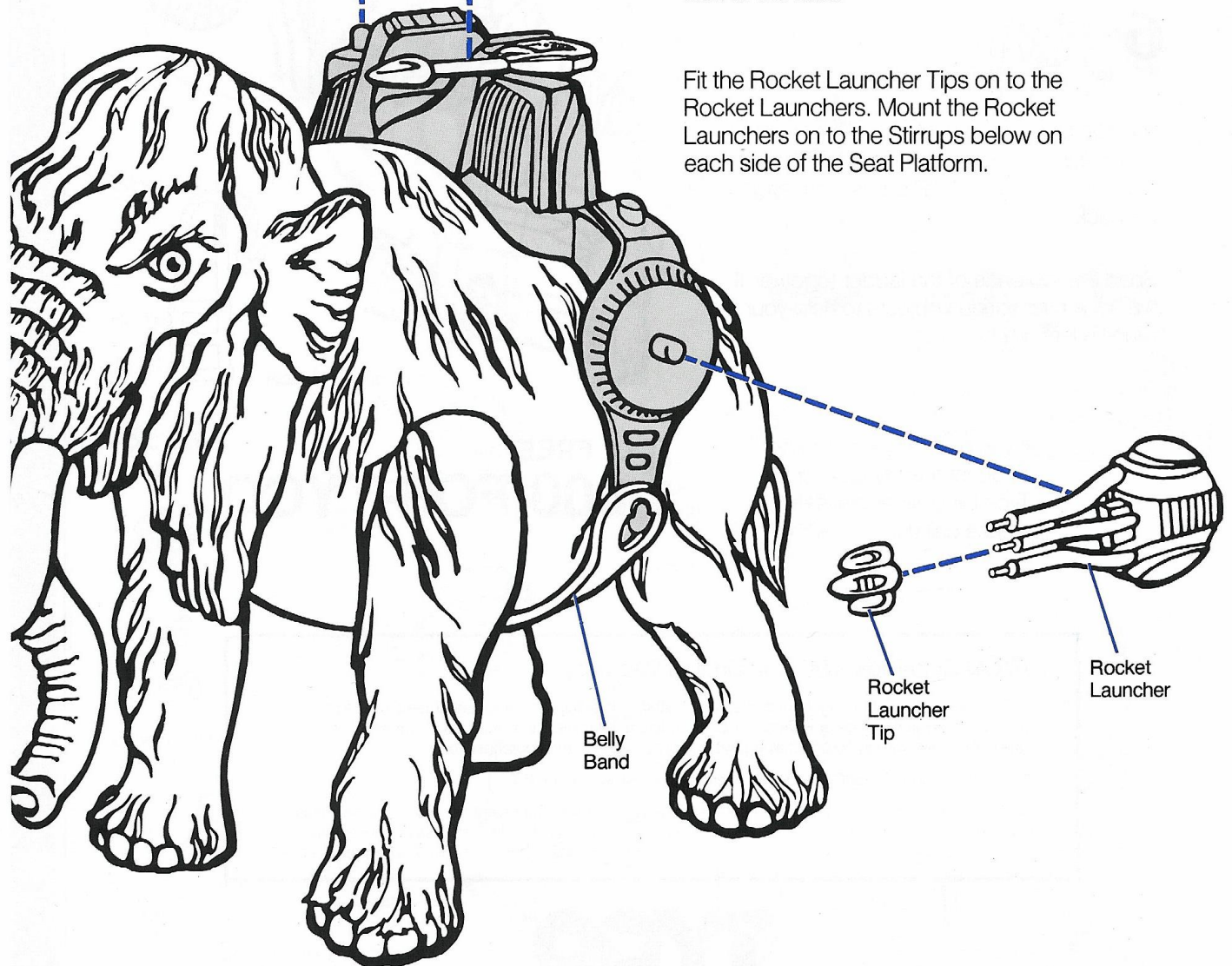
Mammoth. Attach the
the Stirrups.



Mount the Seat on to the Seat Platform.

Fit the Laser Cannon Tips on to the
Laser Cannons. Mount the Laser
Cannons on to the small pegs on each
side of the Seat.

Fit the Rocket Launcher Tips on to the
Rocket Launchers. Mount the Rocket
Launchers on to the Stirrups below on
each side of the Seat Platform.



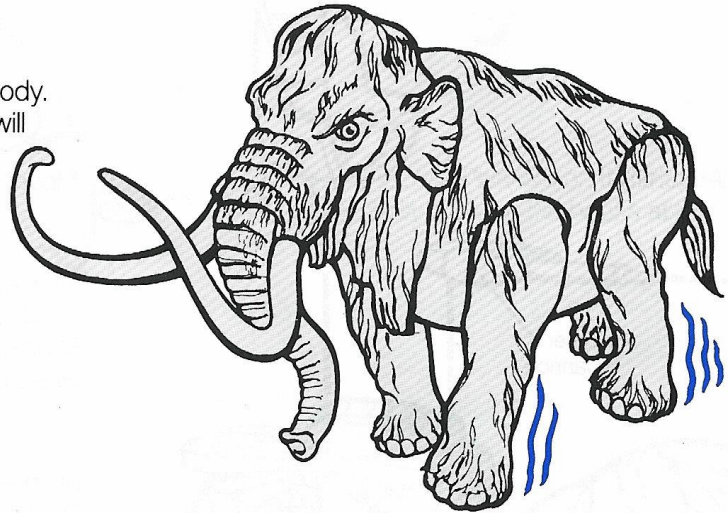
Belly
Band

Rocket
Launcher
Tip

Rocket
Launcher

5


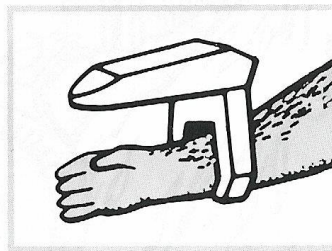
The On-Off switch is located under the body. Switch it "on" and the Woolly Mammoth will walk forward to battle the Rulons.



6

The rifle and handgun clip on Grom's arm. The water skin and bandolier are worn over each shoulder. The AMP unit is worn around his neck.

Snap the top ends of the ladder together. It will hook over various objects to help your Dino-Riders climb.



If you have any comments or questions about your Tyco Dino-Rider playsets, please call us.

**TOLL FREE
1-800-FOR-TYCO**

TYCO Dino-Riders 90-Day Limited Warranty

All Tyco products are thoroughly inspected and tested before shipment and guaranteed to be free from factory defects in materials or workmanship. If you find a defective part in your set — within 90 days of the date of purchase mail the product along with the proof of the date of purchase to:

TYCO CUSTOMER SERVICE, 540 Glen Avenue, Moorestown, NJ 08057

We will repair or provide a replacement part or unit without charge. To prevent damage in transit, please pack securely. This warranty does not cover damage resulting from accident, misuse or abuse. This warranty gives you specific legal rights and you may also have other rights which vary from state to state.

© Tyco Industries, Inc.
Moorestown, NJ 08057

TYCO[®]

PRINTED IN HONG KONG 1989
97-B-201